

Build an Ice cream Cone Dolch Words Game





How to Play:

- The game is played with either a set of FRY words or DOLCH words (see my store for flash cards).
- Place flash cards in a pile, and place scoops and cones in the Ice cream Store placemat.
- The first child begins reading words from the draw stack. If correct they keep the word card and go again, if incorrect then it is the next child's turn.
- Once the child collects 5 word cards they can trade it in to buy:
First, the ice cream cone, then the ice cream scoops in whichever order they choose.
- If a child picks up a Spilled Ice cream card, they must return one scoop to the ice cream store.


To win the game:

COLLECT THE ICECREAM CONE AND ALL 5 ICECREAM SCOOPS .





Cut out one of each ice cream ball for each player.





Cut out one cone for each player.





**Spilled ice cream ,
Return one ice-cream scoop!**



**Spilled ice cream ,
Return one ice-cream scoop!**

Insert cards into the word piles.



**Spilled ice cream ,
Return one ice-cream scoop!**



**Spilled ice cream ,
Return one ice-cream scoop!**

Ice Cream Store

CONES

SCOOPS

thank you for
downloading

CREDITS



“Clipart by:

For His Glory(<http://www.teacherspayteachers.com/Store/For-His-Glory>)”

Fonts from Microsoft Powerpoint