

# Terms of Use



Your download includes a limited use license. The purchaser may use this resource for their personal classroom use only! This product is **NOT** to be shared with colleagues without purchasing the proper number of licenses.

## THIS RESOURCE IS NOT TO BE:

- Used by an entire grade level, school, or district without purchasing the proper number of licenses
- Resold or redistributed
- Modified or resold
- Shared on databases where individuals other than the purchaser have access

**BREAKING ANY OF THESE TERMS IS A VIOLATION OF THE DIGITAL MILLENNIUM COPYRIGHT ACT! (DMCA)**


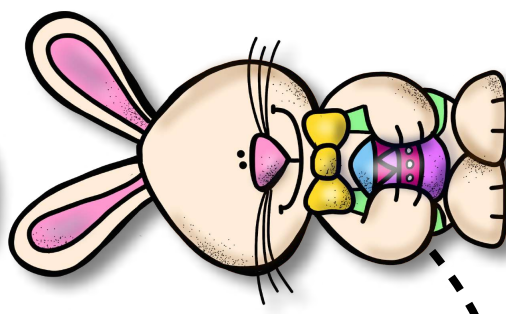

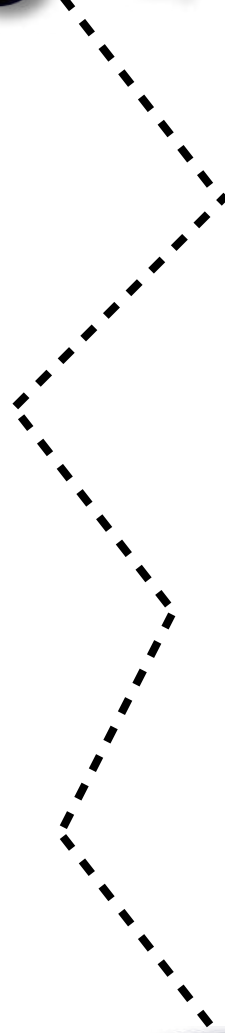

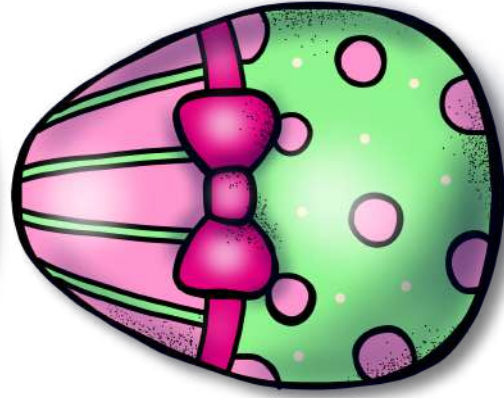
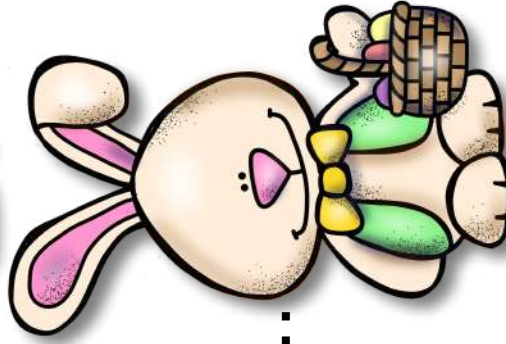

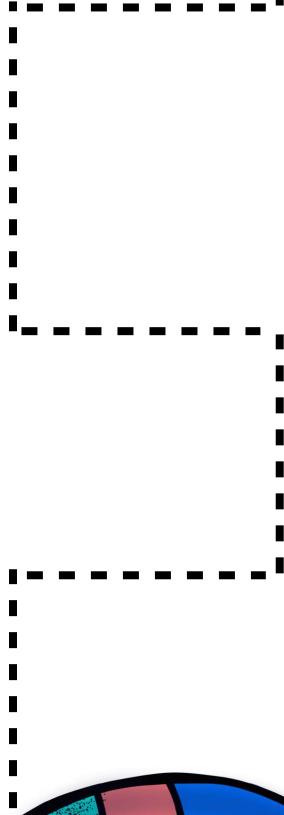

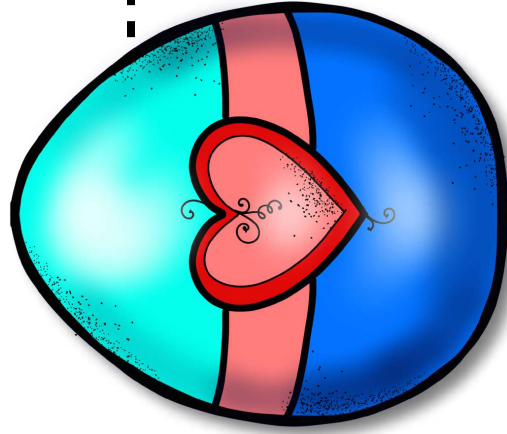


This resource was created by The Primary Parade for Lil Miss Kate and Co to use with semi-exclusive rights.

I work very hard to provide you with high-quality, time saving resources, and I greatly appreciate your support. Thank you for respecting my work and your investment by complying with the terms of use.

# The Bunny Hop


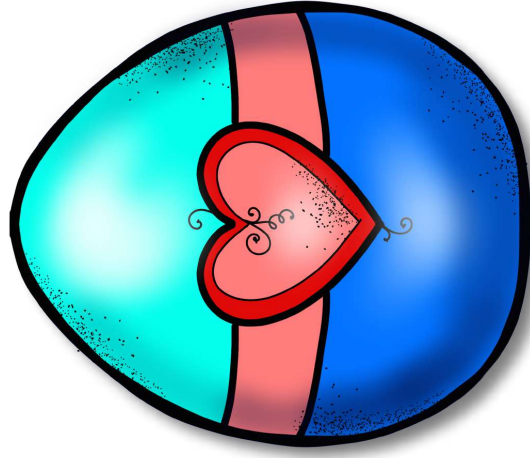



Directions: Trace the line from the egg to the bunny.





# Bunny Beginning Sounds

Directions: Match the letters to the picture with the correct beginning sound.



# Spring Spelling

Directions: Trace the Easter words.

\_\_\_\_\_




egg

chick


hatch

hide


hide



bunny




chick






basket



egg






# EASTER EGG

## number tracing



Directions: Count and trace the numbers.








# Letters in my name



Directions: Circle or color the letters in your name.







# FIND *the* EGGS

Directions: Color or dot the letters as you find them in each egg.

Aa Bb Cc

Dd Ee Ff

Gg Hh Ii

Jj Kk

Ll Mm Nn


Oo Pp

Qq Rr Ss

Tt Uu

Vv Ww Xx

Yy Zz







# Easter Syllables

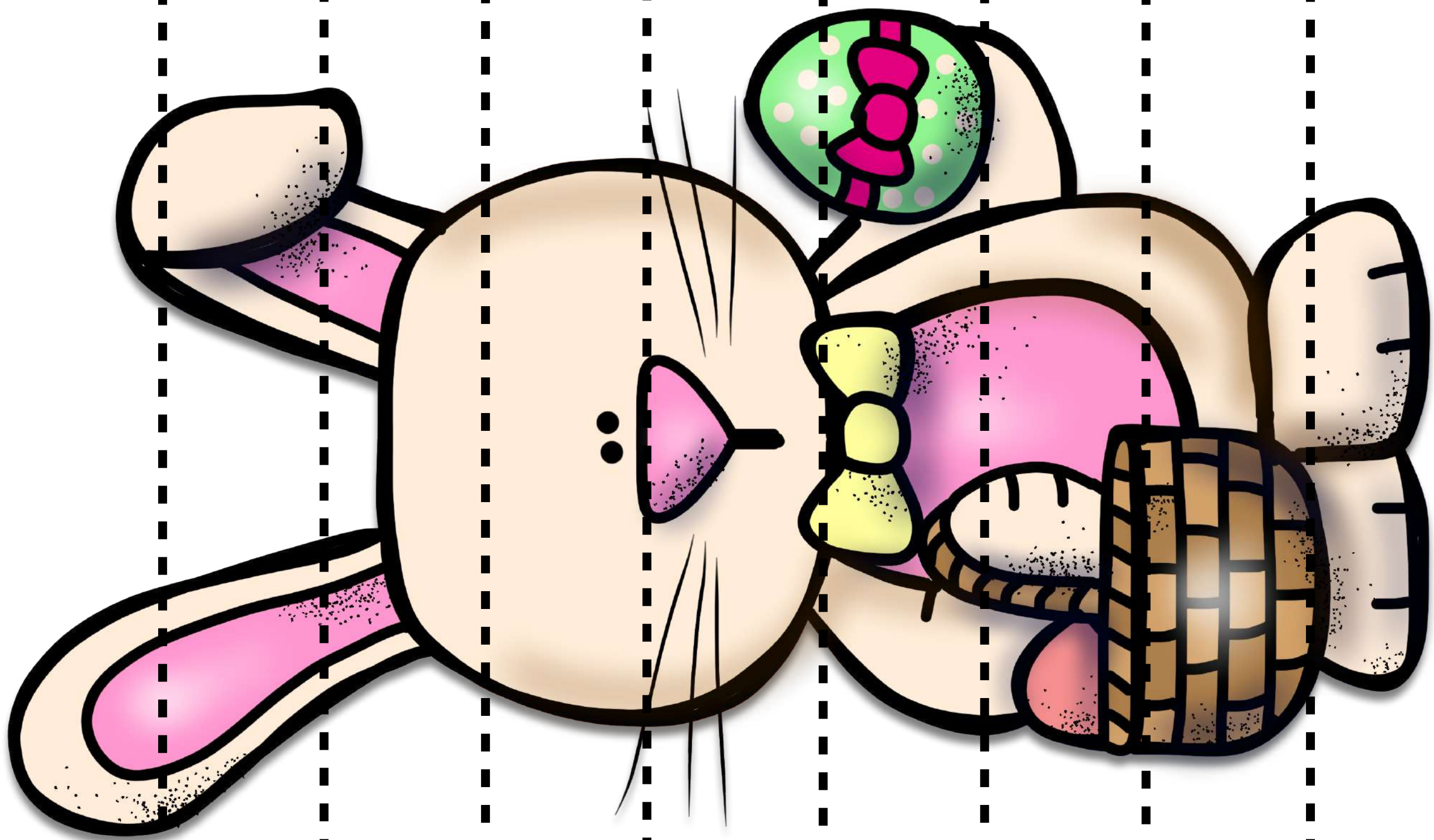
1

2







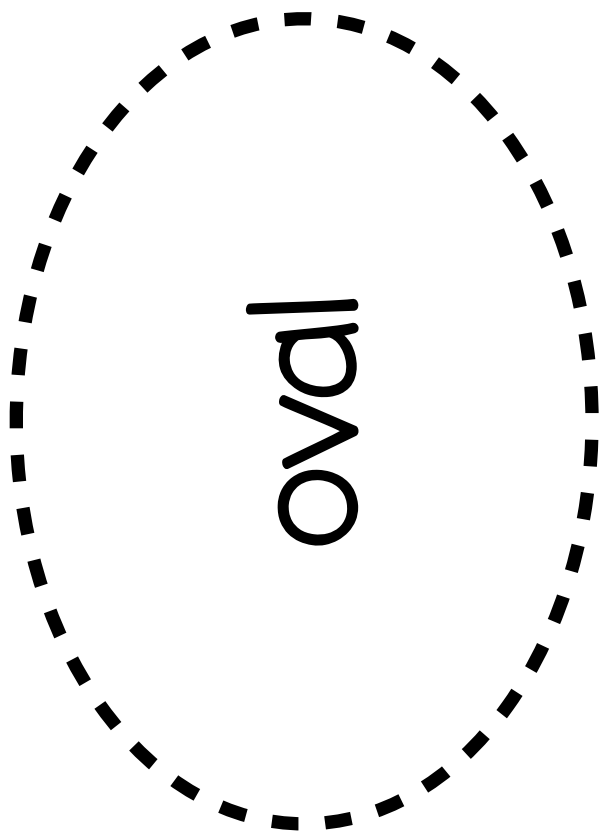
1 2 3 4 5 6 7 8 9



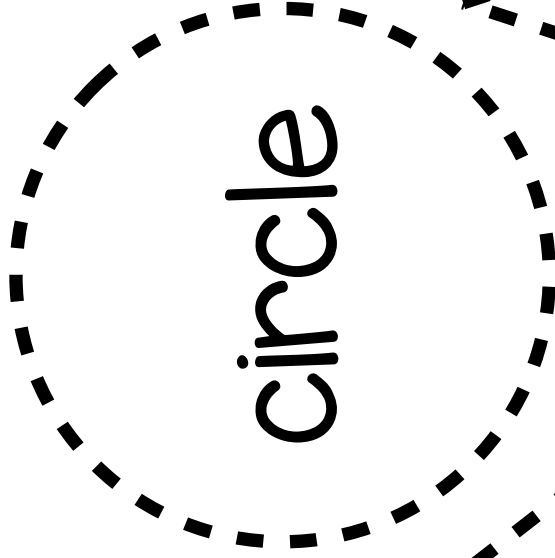
# TRACE the SHAPES



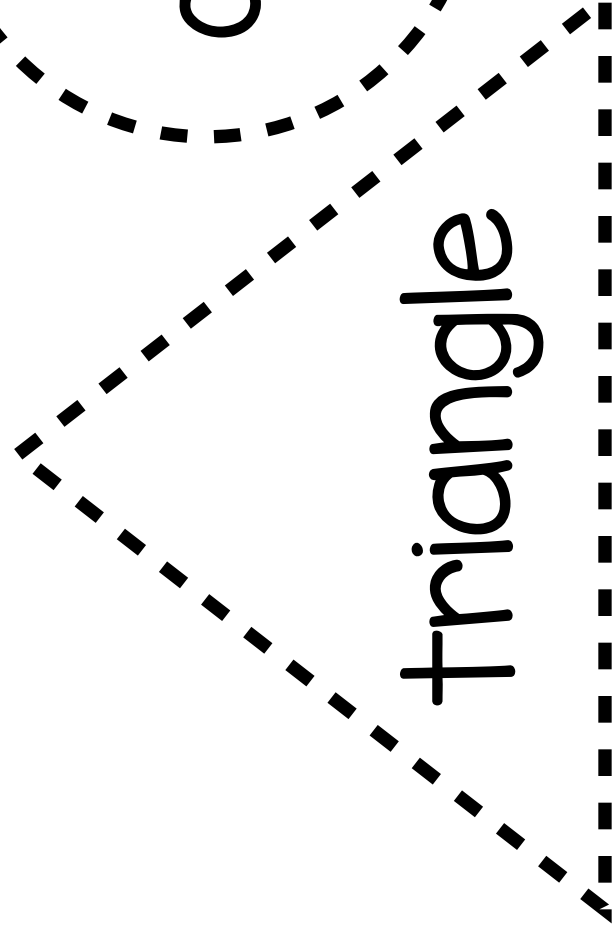
square




oval



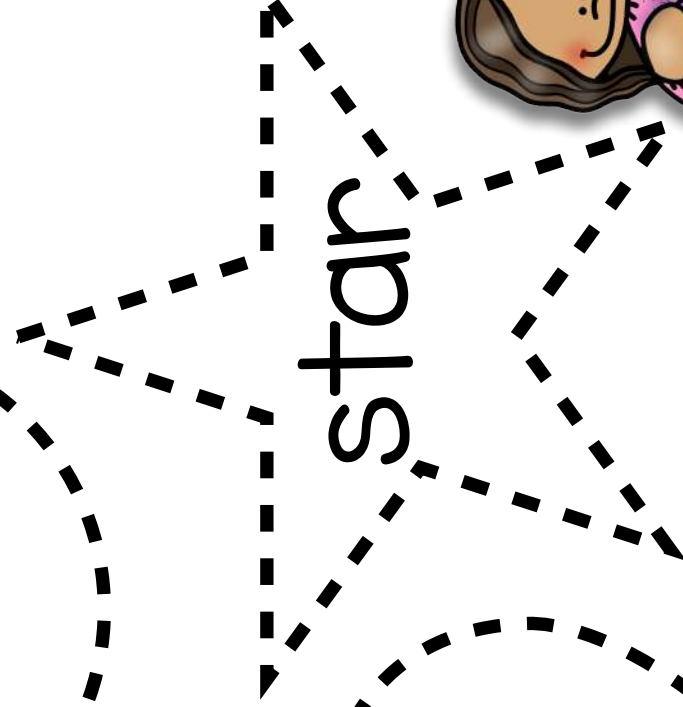
circle



triangle



heart




star





# COUNT <sup>the</sup> BUNNIES

Directions: Circle the number of bunnies you see.














	<p>5 9 3</p>		<p>1 3 6</p>
	<p>2 6 7</p>		<p>8 1 4</p>
	<p>8 2 3</p>		<p>4 7 5</p>



# WHAT <sup>is</sup> MISSING



Directions: Fill in the missing numbers.

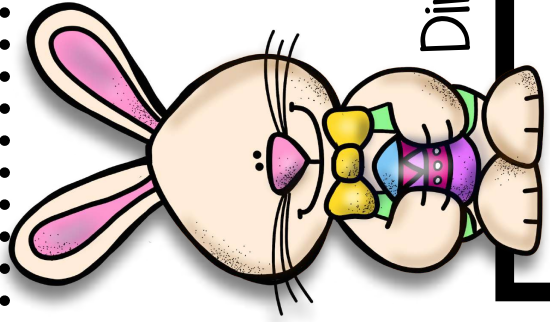




# WHAT'S missing

Directions: Fill in the missing numbers.





# ALPHABET

## letter sort

Directions: Cut and paste the letters in the right places.

Capital

Lowercase

b

H

A

Q

T

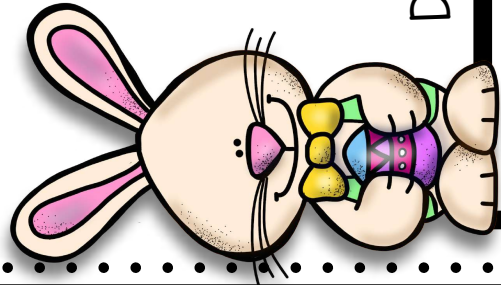
r

f

d

M





# NUMBER or letter

Directions: Cut and paste the numbers and letters in the right place.

Letter

Number

5

G

2

a

6

s

8

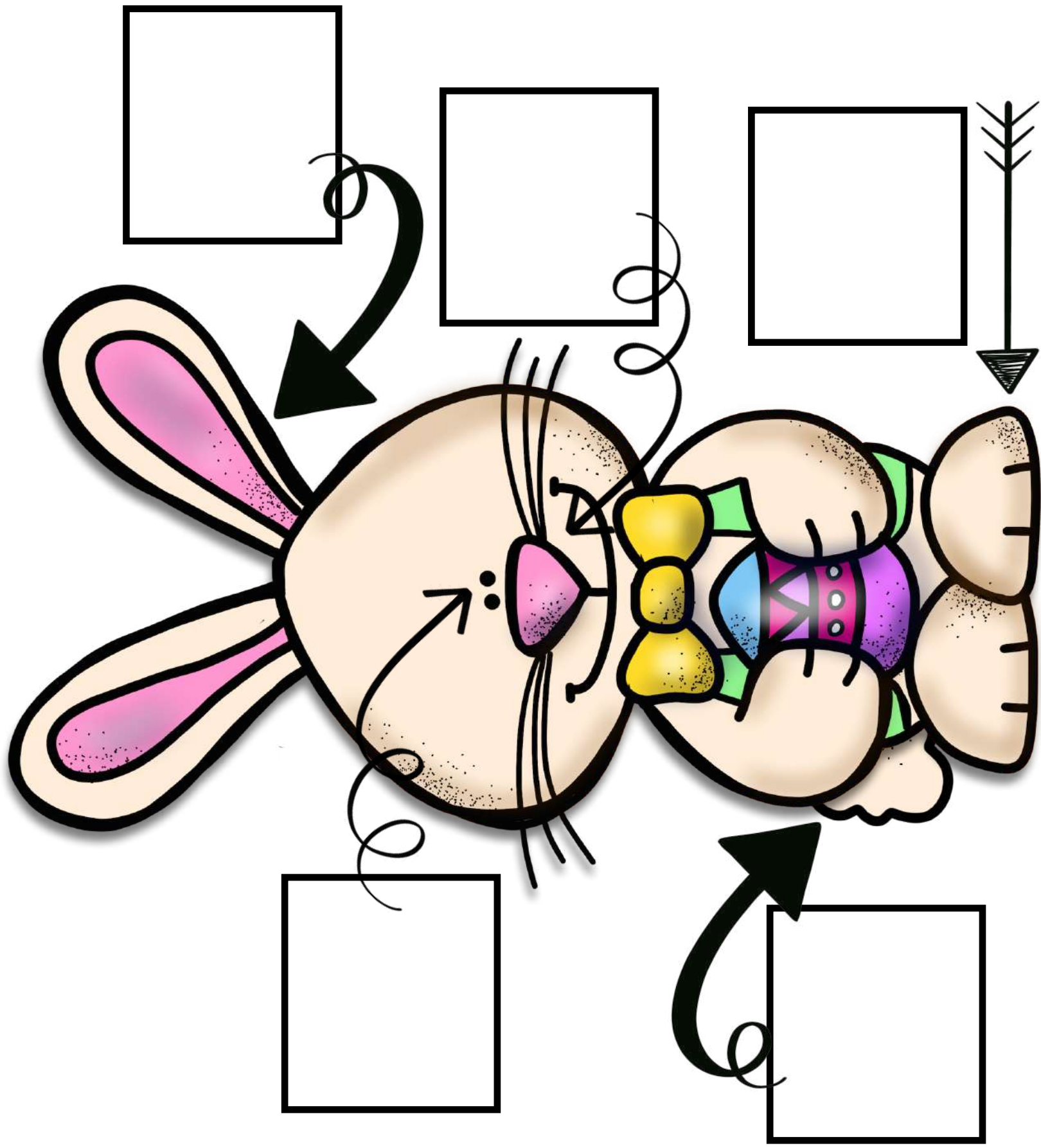
E

7

N

# LABEL the BUNNY

Directions: Cut and paste the bunnies body parts where they go.




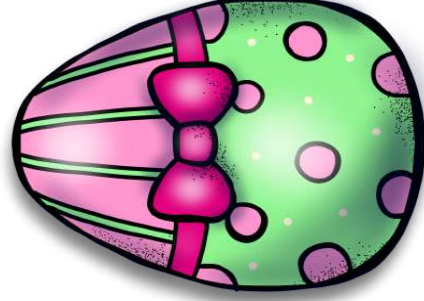


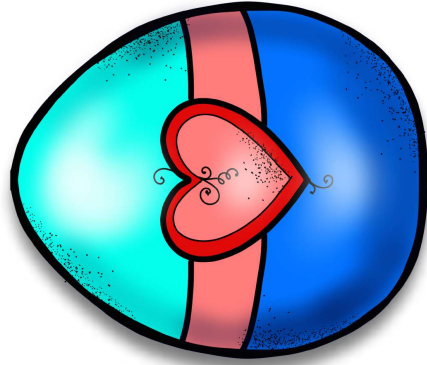



ears: nose: tail: eyes: feet:




# EASTER egg hunt

Directions: Count and write the number of each egg you see.
















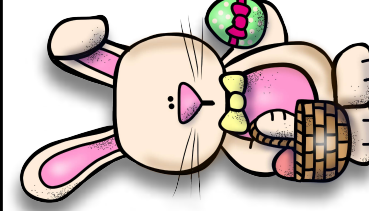

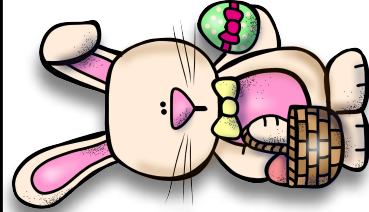
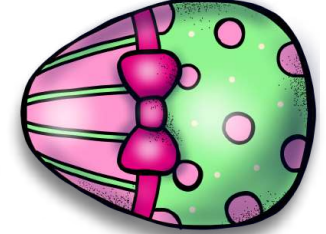
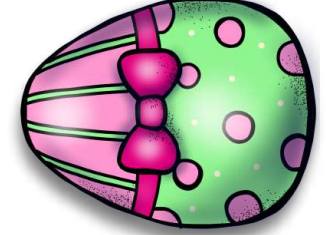
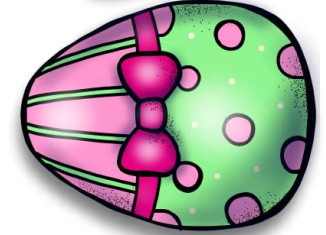




# WHAT'S up next?



Directions: Circle the picture that completes the pattern.





Directions: Roll the dice and graph the picture.



flower



bunny

# Easter Dice



basket



eggs



chick


Extension: Ask questions like how many chicks were there? How many more flowers did you roll than bunnies? Which Easter picture did you roll the least amount of times?

Easter Graph





Directions: Find  
and color the  
letter E.



E is for Easter.

# THANK YOU

## FOR YOUR PURCHASE!

This product was created for Lil Miss Kate and Co by  
[www.theprimaryparade.com](http://www.theprimaryparade.com)

# CREDITS:



kimberly  
geswein  
fonts

